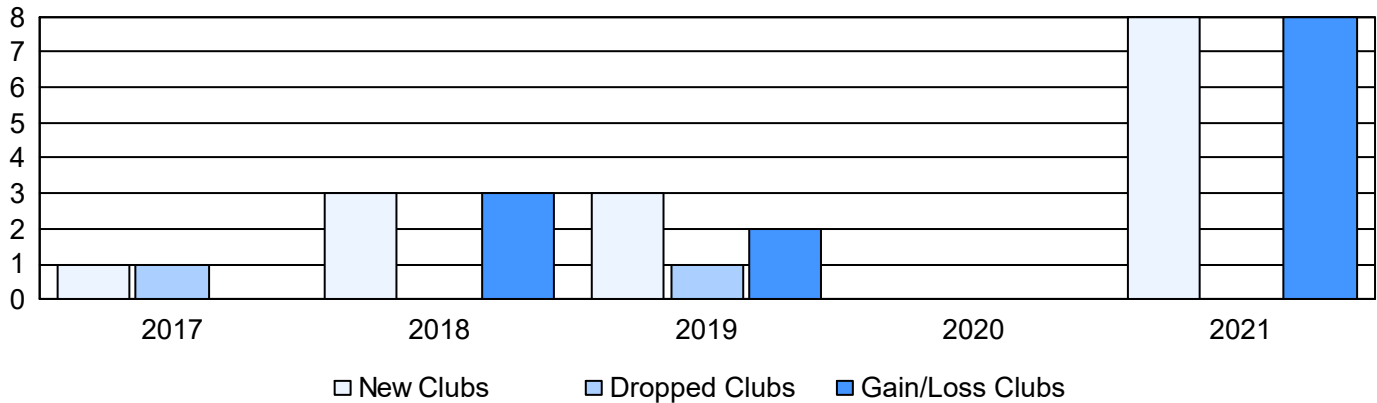
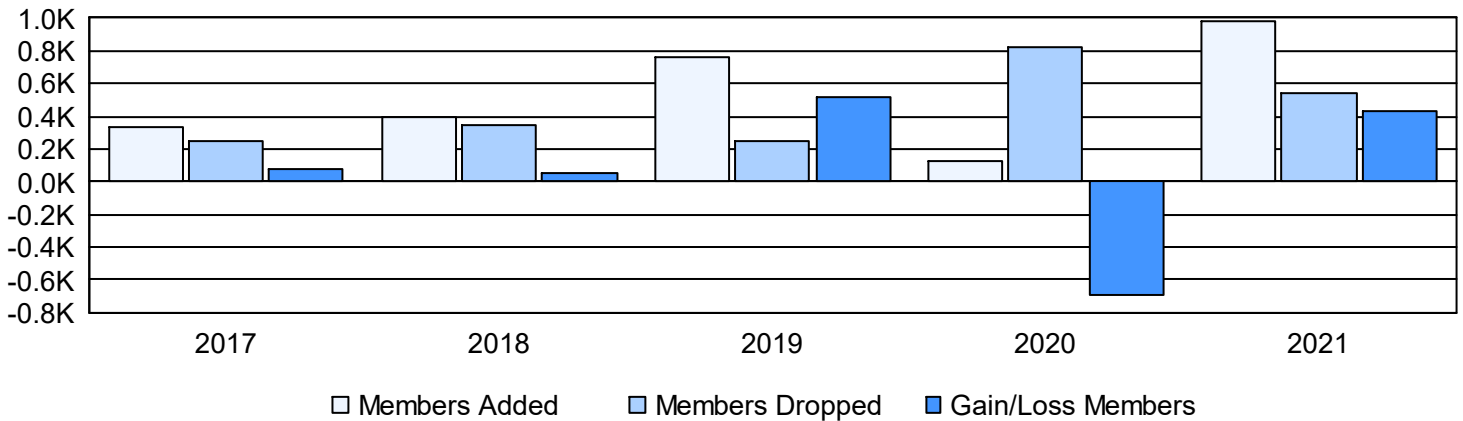


Year	New Clubs	Dropped Clubs	Gain/ Loss Clubs	New Members	Charter Members	Reinstate Members	Transfer Members	Total Member Added	Total Members Dropped	Gain/ Loss Members
2016-2017	1	1	0	211	50	46	30	337	254	83
2017-2018	3	0	3	244	79	70	6	399	343	56
2018-2019	3	1	2	666	77	5	9	757	245	512
2019-2020	0	0	0	67	20	30	13	130	828	-698
2020-2021	8	0	8	393	206	318	59	976	545	431
Average	3	0	3	316	86	94	23	520	443	77

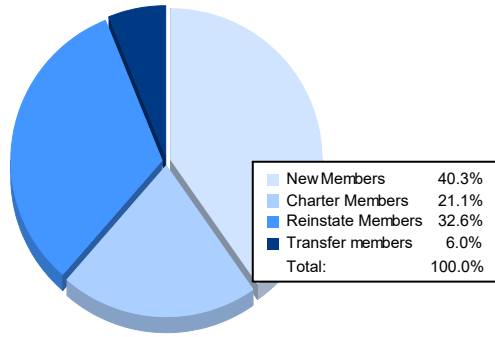
Clubs



Members



Membership Composition June 2021 Cumulative



Gender Composition June 2021 Cumulative

